


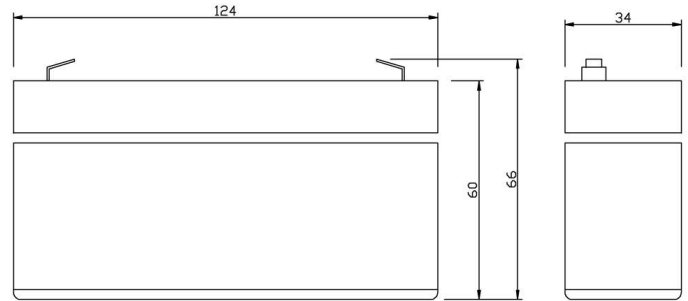
6-3.2 General Purpose Battery

Technical Specifications

| | |
|--------------------------|-----------------------|
| Nominal Voltage | 6V |
| Nominal Capacity | 3.2AH(20HR) |
| Dimension | |
| Length | 4.88inch(124mm) |
| Width | 1.34inch(34mm) |
| Height | 2.36inch(60mm) |
| Total Height /w Terminal | 2.60inch(66mm) |
| Weight | Approx 1.34lb(0.61kg) |
| Standard terminal | Type B |

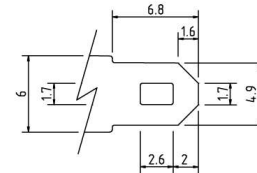


Unit:mm(±0.50)



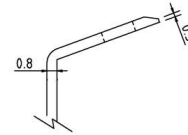
Capacity Specifications

| | | |
|-----------------|------------------|--------|
| Cut Off Voltage | | |
| 1.75v/c@25°C | 20Hr Rate(0.16A) | 3.2AH |
| 1.75v/c@25°C | 10Hr Rate(0.29A) | 2.9AH |
| 1.75v/c@25°C | 5Hr Rate(0.51A) | 2.55AH |
| 1.67v/c@25°C | 1Hr Rate(1.92A) | 1.92AH |
| 1.67v/c@25°C | 15Min Rate(6.4A) | 1.6AH |



Charging Specifications

| | | |
|--|---------------|-----------|
| | | Bloc |
| Charge Voltage(constant) | Float | 6.75~6.90 |
| | Cycle | 7.25~7.35 |
| Internal Resistance (Fully Charged Battery) | < 30mΩ | |
| Discharge Current Amps (5 seconds maximum) | 48 | |
| Max. Charge Current | 0.96A | |
| Self Discharge | 6 Months@25°C | |



Type B Terminal

Actual Current & Wattage Capacity at Various Discharges (Voltage @25°C)

| Final Voltage | Time (minutes) | | | | | | | | | | | |
|---------------|----------------|-------|-------|-------|-------|-------|-------|------|------|------|-------|-------|
| | | 5 | 10 | 15 | 30 | 45 | 60 | 180 | 300 | 480 | 600 | 1200 |
| 4.80V | A | 12.18 | 8.21 | 6.16 | 3.59 | 2.63 | 2.08 | 0.82 | 0.52 | 0.35 | 0.290 | 0.163 |
| | W | 60.87 | 42.60 | 33.19 | 20.76 | 15.12 | 11.97 | 4.62 | 2.95 | 2.02 | 1.670 | 0.978 |
| 5.01V | A | 11.68 | 8.04 | 6.08 | 3.57 | 2.61 | 2.07 | 0.81 | 0.52 | 0.35 | 0.289 | 0.162 |
| | W | 59.35 | 41.63 | 32.63 | 20.65 | 15.00 | 11.86 | 4.59 | 2.94 | 2.01 | 1.667 | 0.973 |
| 5.10V | A | 11.18 | 7.84 | 5.97 | 3.52 | 2.58 | 2.04 | 0.80 | 0.52 | 0.35 | 0.286 | 0.161 |
| | W | 56.54 | 40.55 | 32.04 | 20.39 | 14.79 | 11.68 | 4.54 | 2.91 | 1.99 | 1.662 | 0.966 |
| 5.25V | A | 10.43 | 7.60 | 5.85 | 3.46 | 2.54 | 2.01 | 0.79 | 0.51 | 0.34 | 0.284 | 0.160 |
| | W | 53.70 | 39.48 | 31.41 | 19.97 | 14.47 | 11.46 | 4.47 | 2.88 | 1.97 | 1.652 | 0.959 |
| 5.40V | A | 9.78 | 7.28 | 5.70 | 3.41 | 2.49 | 1.97 | 0.78 | 0.50 | 0.34 | 0.282 | 0.158 |
| | W | 50.28 | 38.41 | 30.69 | 19.46 | 14.08 | 11.20 | 4.41 | 2.85 | 1.95 | 1.640 | 0.952 |